

1. Name of Listed entity : JITF INFRALOGISTICS LTD

Format of holding of specified securities

2. Scrip Code/Name of Scrip/Class of Scrip

3. Share Holding Pattern Filed under : Reg. 31(1)(a)/Reg. 31(1)(b)/Reg. 31(1)(c)


a) if under 31(1)(b) then indicate the report for Quarter ending 31/03/2017

b) if under 31(1)(c) then indicate date of allotment/extinguishment

4. Declaration: The Listed entity is required to submit the following declaration to the extent of submission of information :-

Particulars		Yes*	No*
1	Whether the listed entity has issued any partly paid shares ?		
2	Whether the listed entity has issued any Convertible Securities or Warrants ?		
3	Whether the listed entity has any shares against which depository receipts are issued ?		
4	Whether the listed entity has any shares locked-in ?		
5	Whether any shares held by promoters are pledged or otherwise encumbered ?		

* If the Listed entity selects the option 'No' for the questions above, the columns for the partly paid shares, Outstanding Convertible Securities/Warrants, Depository receipts, locked-in shares, No. of shares pledged or otherwise encumbered by promoters, as applicable, shall not be displayed at the time of dissemination on the Stock Exchange website. Also wherever there is 'No' declared by Listed Entity in above table the values will be considered as 'Zero' by default on submission of the format of holding of specified securities.



JITF INFRA LOGISTICS LTD As on 31/03/2017
Table - Summary Statement holding of specified securities

Category Y (I)	Category of shareholder (II)	No. of Shareholders	No. of fully paid up equity shares held (iv)	No. of Partly paid up equity shares held (v)	No. of Shares underlying Depository Receipts (vi)	Total nos. shares held (VII)=(IV)+(V)+(VI)	Shareholding as a % of total no. of shares (calculated as per SCRR, 1957) (VII)/(A+B+C2) As a % of (A+B+C2)	Number of Voting Rights held in each class of securities (X)			Total as a % of (A+B+C)	No. of Shares Underlying Outstanding convertible securities (including warrants) (X)	Shareholding as a % assuming full conversion of convertible securities (as a percentage of diluted share capital)	Number of locked in Shares (XII)		Number of Shares pledged or otherwise encumbered (XIII)	As a % of total shares held (b)	Number of Equity shares held in dematerialised form (XIV)
								Class X	Class Y	Total				No. (a)	As a % of total shares held (b)			
(A)	Promoter & Promoter Group	35	13774316	0	0	13774316	53.59	13774316	0	13774316	53.59	0	0	0	0	0	0	0
(B)	Public Non Promoter- Non Public	45399	11929390	0	0	11929390	46.41	11929390	0	11929390	46.41	0	0	0	0	0	0	0
(C1)	Shares underlying DRS	0	0	0	0	0	0	0	0	0	0	0	0	0	0	0	0	0
(C2)	Shares held by Employee Trusts	45434	25703706	0	0	25703706	100	25703706	0	25703706	100	0	0	0	0	0	0	0
	Total																	




Table - II Statement showing Shareholding Pattern of the Promoter & Promoter Group

(1)	(2)	(3)	(4)	(5)	(6)	(7)	(8)	(9)			(10)	(11)	(12)	(13)	(14)	(15)	(16)	(17)	(18)	(19)	(20)
								Number of Voting Rights held in each class of securities (ix)	Total as a % of Total Voting rights	No. of Shares Underlying convertible securities (including warrants) (x)											
(a)	(b)	(c)	(d)	(e)	(f)	(g)	(h)	(i)	(j)	(k)	(l)	(m)	(n)	(o)	(p)	(q)	(r)	(s)	(t)	(u)	(v)
(1)	Indian																				
(a)	Individual/Hindu undivided family																				
(b)	Central Government/State Government(s)																				
(c)	Financial Institutions/Banks																				
(d)	Any other Group Companies																				
(2)	Sub-Total (A) (1)																				
(2)	Foreign																				
(a)	Individual/Non-Resident Individual/Foreign Individual(s)																				
(b)	Government																				
(c)	Institutions																				
(d)	Foreign Portfolio Investor																				
(e)	Any Other - Body Corporates																				
(2)	Sub-Total (A) (2)																				
(2)	Total Shareholding of Promoter & Promoter Group																				
(A)-(1)+(A)(2)																					



JTF INFRA LOGISTICS LTD As on 31/03/2012

Category and name of the shareholders (i)	PAV (ii)	No. of Shares held (iii)	No. of fully paid up equity shares held (iv)	No. of Partly paid up equity shares held (v)	No. of Shares underlying Depository Receipts (vi)	Total nos. shares held (vii)=(iv)+(v)+(vi)	Shareholding % as per SCRR, 1957 As a % of (A+B+C2) (viii)	Number of Voting Rights held in each class of securities (ix)			Total as a % of Total voting rights	No. of Shares Underlying Outstanding convertible securities (including warrants) (x)	Total Shareholding as a % assuming full conversion of convertible securities (as a percentage of diluted share capital)	Number of Locked In Shares (xi)	As a % of total shares held (ii)	Number of Shares pledged or otherwise encumbered (xiii)	As a % of total shares held (ii)	Number of Equity shares held in dematerialised form (xiv)
								Class X	Class Y	Total								
								No. of Voting Rights										
(1) Institutions																		
(a) Mutual Funds-																		
(b) Venture Capital Funds		10	1956892	0	0	1956892	7.61	1956892	0	1956892	7.63	7.61	0	0	0	0	0	1955609
(c) Alternate Investment Funds		0	0	0	0	0	0	0	0	0	0	0	0	0	0	0	0	0
(d) Foreign Venture Capital Investors		0	0	0	0	0	0	0	0	0	0	0	0	0	0	0	0	0
(e) Foreign Portfolio Investors		37	1984534	0	0	1984534	7.72	1984534	0	1984534	7.72	7.72	0	0	0	0	0	1984534
(f) Financial Institutions/Banks		4	-12981	0	0	12981	0.05	12981	0	12981	0.05	0.05	0	0	0	0	0	12981
(g) Insurance Companies		5	565956	0	0	565956	2.2	565956	0	565956	2.2	2.2	0	0	0	0	0	565956
(h) Provident Funds/Pension Funds		0	0	0	0	0	0	0	0	0	0	0	0	0	0	0	0	0
(i) Any other		0	0	0	0	0	0	0	0	0	0	0	0	0	0	0	0	0
Foreign Financial Institutions		0	0	0	0	0	0	0	0	0	0	0	0	0	0	0	0	0
Sub-Total (B)(3)		13	256341	0	0	256341	1	256341	0	256341	1	1	0	0	0	0	0	254778
Central Government/State Government(s)/President of India		69	4776704	0	0	4776704	18.58	4776704	0	4776704	18.58	18.58	0	0	0	0	0	477378
(2) Sub-Total (B)(2)		0	0	0	0	0	0	0	0	0	0	0	0	0	0	0	0	0
(3) Non-Institutions		0	0	0	0	0	0	0	0	0	0	0	0	0	0	0	0	0
(a) Individuals		0	0	0	0	0	0	0	0	0	0	0	0	0	0	0	0	0
(b) Individual shareholders holding nominal share capital up to Rs. 2 lakhs.		43570	3624031	0	0	3624031	14.1	3624031	0	3624031	14.1	14.1	0	0	0	0	0	3483997
(c) Individual shareholders holding nominal share capital in excess of Rs. 2 lakhs.		0	0	0	0	0	0	0	0	0	0	0	0	0	0	0	0	0
(d) NBFCs registered with RBI		11	6817	0	0	6817	0.03	6817	0	6817	0.03	0.03	0	0	0	0	0	6817
(e) Overseas Depositories (holding DIs) (balancing)		0	0	0	0	0	0	0	0	0	0	0	0	0	0	0	0	0
(f) Figures		0	0	0	0	0	0	0	0	0	0	0	0	0	0	0	0	0
(g) Any other		0	0	0	0	0	0	0	0	0	0	0	0	0	0	0	0	0
Body Corporates		0	0	0	0	0	0	0	0	0	0	0	0	0	0	0	0	0
Cleaning Members		748	2965239	0	0	2965239	11.54	2965239	0	2965239	11.54	11.54	0	0	0	0	0	40
Non Residents		308	379360	0	0	379360	1.48	379360	0	379360	1.48	1.48	0	0	0	0	0	539351
Trusts		687	174217	0	0	174217	0.68	174217	0	174217	0.68	0.68	0	0	0	0	0	379360
Foreign Company		6	3022	0	0	3022	0.01	3022	0	3022	0.01	0.01	0	0	0	0	0	155660
Sub-Total (B)(3)		0	7152686	0	0	7152686	27.83	7152686	0	7152686	27.83	27.83	0	0	0	0	0	3022
Total Public Shareholding (B)=(B)(2)+(B)(3)		43599	11929390	0	0	11929390	46.41	11929390	0	11929390	46.41	46.41	0	0	0	0	0	4574107
																		9347885






Table - IV Statement showing shareholding pattern of the Non-Promoter - Non Public Shareholder

(1)	Category and name of the shareholders (i)	PAN (ii)	No. of Shareholders (iii)	No. of fully paid up equity shares held (iv)	No. of Partly paid up equity shares held (v)	No. of Shares underlying Depository Receipts (vi)	Total nos. shares held (vii)=(i)+(v)+(vi)	Shareholding % as per SCRR, 1957 As a % of (A+B+C2) (viii)	Number of Voting Rights held in each class of securities (ix)			Total as a % of (A+B+C) (x)	No. of Shares Underlying Outstanding convertible securities (including warrants) (xi)	Shareholding as a % assuming full conversion of convertible securities (as a percentage of diluted share capital) (xii)	Number of locked in Shares (xiii)	Number of Shares pledged or otherwise encumbered (xiv)	Number of Equity shares held in dematerialised form (xv)
									Class X	Class Y	Total						
(1)	Custodian/DR holder																
(a)	Name of Dr Holder (if available)		0	0	0	0	0	0				0	0	0	0	0	0
(i)			0	0	0	0	0	0				0	0	0	0	0	0
(ii)			0	0	0	0	0	0				0	0	0	0	0	0
(2)	Employee Benefit Trust (under SEBI (Share based Employee Benefit) Regulations, 2014)		0	0	0	0	0	0				0	0	0	0	0	0
	Total Non-Promoter- Non Public Shareholding		0	0	0	0	0	0				0	0	0	0	0	0
	C=c(1)+c(2)		0	0	0	0	0	0				0	0	0	0	0	0



Answer to Table - II Statement showing shareholding pattern of the Promoter & Promoter Group

Slno	Category and name of the shareholders (i)	PAN (ii)	Held in shares (iii)	No. of fully paid up equity shares held (iii)	No. of Partly paid up equity shares held (iv)	No. of Shares Depository Receipt (v)	Total nos. shares held (vii)-(viii)-(ix)-(x)	Shareholding as a % of total shares (including 5% of 5% of 5%)	No. of Voting Rights		Total as a % of Total Voting Rights	No. of Shares Underlying Outstanding convertible securities (including warrants) (x)	Total Shareholding as a % assuming full conversion of convertible securities as a percentage of diluted share capital	Number of Issued Shares (xi)		Number of Shares pledged or otherwise encumbered (xii)	As a % of total shares held (b)	Number of Equity shares held in dematerialized form (xiii)	
									Class X	Class Y				(a)	(b)				
A	(g) ANY OTHER (SPECIFY)																		
	FOUR SEASONS INVESTMENTS LIMITED	AAOC7666A		3499243	0	0	3499243	13.61	0	0	3499243	13.61	0	0	3499243	0	100	0	3499243
	ESTRELA INVESTMENT COMPANY LIMITED	AAOC7027P		150924	0	0	150924	0.59	0	0	150924	0.59	0	0	150924	0	0	150924	
	TEMPAR INVESTMENTS LIMITED	AAOC7594G		149236	0	0	149236	0.58	0	0	149236	0.58	0	0	149236	0	0	149236	
	MINDENZA HOLDINGS LIMITED	AAOC8484H		147307	0	0	147307	0.57	0	0	147307	0.57	0	0	147307	0	0	147307	
	MACHO INVESTMENTS LIMITED	AAOC8531A		146704	0	0	146704	0.57	0	0	146704	0.57	0	0	146704	0	0	146704	
A	(a) INDIVIDUALS (NON-RESIDENT INDIVIDUALS/FOREIGN INDIVIDUALS)																		
	1. HARVINDA JINDAL	AAO27881L	448110	448110	0	0	448110	1.74	0	0	448110	1.74	0	0	448110	0	0	448110	
	2. PARTI JINDAL	AAO27881L	7284	7284	0	0	7284	0.03	0	0	7284	0.03	0	0	7284	0	0	7284	
	3. RAJAN JINDAL	AAO27881L	6123	6123	0	0	6123	0.02	0	0	6123	0.02	0	0	6123	0	0	6123	
A	(d) ANY OTHER - GROUP COMPANIES																		
	1. NAALVA SONS INVESTMENTS LIMITED LIMITED	AAAC0234R		430667	0	0	430667	16.75	0	0	430667	16.75	0	0	430667	0	0	430667	
	2. DANVA ENTERPRISES PRIVATE LIMITED	AAAC05916		189467	0	0	189467	7.37	0	0	189467	7.37	0	0	189467	0	0	189467	
	3. SIDDHESHWARI TRADEX PRIVATE LIMITED	AAAC0927M		104576	0	0	104576	4.07	0	0	104576	4.07	0	0	104576	0	0	104576	
	4. OP TRADING PRIVATE LIMITED	AAAC0352N		62496	0	0	62496	2.43	0	0	62496	2.43	0	0	62496	0	0	62496	
	5. DIVINO MULTIVENTURES PRIVATE LIMITED	AAAC0998K		425598	0	0	425598	1.67	0	0	425598	1.67	0	0	425598	0	0	425598	
	6. VIRTUOUS TRADECORP PRIVATE LIMITED	AAEC0298E		234450	0	0	234450	0.91	0	0	234450	0.91	0	0	234450	0	0	234450	
	7. GREEE TRADING PRIVATE LIMITED	AAAG0208K		62107	0	0	62107	0.24	0	0	62107	0.24	0	0	62107	0	0	62107	
	8. MEREDITH TRADERS PVT LTD	AAAG0350E		34726	0	0	34726	0.14	0	0	34726	0.14	0	0	34726	0	0	34726	
	9. GAGAN TRADING CO.LTD	AAAG0182Q		16881	0	0	16881	0.07	0	0	16881	0.07	0	0	16881	0	0	16881	
	10. SAHYOG HOLDINGS PRIVATE LIMITED (a) INDIVIDUALS/HINDU UNDIVIDED FAMILY	AAAC0390N		100	0	0	100	0.00	0	0	100	0.00	0	0	100	0	0	100	
A	(b) INDIVIDUALS/HINDU UNDIVIDED FAMILY																		
	1. DEEPIKA JINDAL	AAAP0287Z	448110	448110	0	0	448110	1.74	0	0	448110	1.74	0	0	448110	0	0	448110	
	2. INDESH BATHRA	AAAP0272H		60289	0	0	60289	0.23	0	0	60289	0.23	0	0	60289	0	0	60289	
	3. NAVEN JINDAL	AAAP0123M		17580	0	0	17580	0.07	0	0	17580	0.07	0	0	17580	0	0	17580	
	4. SAVITHI DEVI JINDAL	AAAP0103M		8344	0	0	8344	0.03	0	0	8344	0.03	0	0	8344	0	0	8344	
	5. R. JINDAL & SONS HUF.	AAAC8817E		6559	0	0	6559	0.03	0	0	6559	0.03	0	0	6559	0	0	6559	
	6. SAJAN JINDAL	AAAP0151D		6125	0	0	6125	0.02	0	0	6125	0.02	0	0	6125	0	0	6125	
	7. ARTI JINDAL	AAO27504G		4823	0	0	4823	0.02	0	0	4823	0.02	0	0	4823	0	0	4823	
	8. SANGITA JINDAL	AAO27507E		4823	0	0	4823	0.02	0	0	4823	0.02	0	0	4823	0	0	4823	
	9. URVI JINDAL	AAO27507E		4823	0	0	4823	0.02	0	0	4823	0.02	0	0	4823	0	0	4823	
	10. ZAVI SHEETI	AAO27023G		2411	0	0	2411	0.01	0	0	2411	0.01	0	0	2411	0	0	2411	
	11. FARINI JINDAL HINDA	AAO27023G		2411	0	0	2411	0.01	0	0	2411	0.01	0	0	2411	0	0	2411	
	12. S. K. JINDAL AND SONS HUF.	AAO27023G		2411	0	0	2411	0.01	0	0	2411	0.01	0	0	2411	0	0	2411	
	13. P. JINDAL HUF.	AAO27023G		1736	0	0	1736	0.01	0	0	1736	0.01	0	0	1736	0	0	1736	
	14. PARTI JINDAL	AAO27023G		1736	0	0	1736	0.01	0	0	1736	0.01	0	0	1736	0	0	1736	
	15. TRIPATI JINDAL	AAO27023G		1205	0	0	1205	0.01	0	0	1205	0.01	0	0	1205	0	0	1205	
	16. SHAMU JINDAL	AAO27023G		1205	0	0	1205	0.01	0	0	1205	0.01	0	0	1205	0	0	1205	
	17. NAVEN JINDAL	AAO27023G		1205	0	0	1205	0.01	0	0	1205	0.01	0	0	1205	0	0	1205	
	Total Promoter & Promoter Group		13773616	13773616	0	0	13773616	53.59	0	0	13773616	53.59	0	0	13773616	0	0	13773616	



5. No.	Category and name of the shareholders (i)	PAN (ii)	No. of Shares held (iii)	No. of fully paid up equity shares held (iv)	No. of partly paid up equity shares held (v)	Total Shares Outstanding (vi) = (iii) + (iv) + (v)	Total nos. shares held (vii) = (iv) + (v)	Shareholding as a % of total no. of shares (calculated as per SCRR, 1957) (viii) As a % of (vi) As a % of (vii) (ix) = (viii) / (vii) * 100	Number of Voting Rights held in each class of securities (x)			Total no. of voting rights (xi) = (xii) + (xiii) + (xiv)	No. of Shares Underlying Outstanding convertible securities (including warrants) (xv)	Total Shareholding as a % assuming full conversion of convertible securities (as a percentage of diluted share capital) (xvi)	Number of Locked in Shares (xvii)	As a % of total shares held (xviii) = (xvii) / (vi) * 100	Number of Shares pledged or otherwise encumbered (xix)	As a % of shares held (xx) = (xix) / (vi) * 100	Number of Equity shares held in dematerialised form (xxi)	
									Class X	Class Y	Total									
B	(a) MUTUAL FUNDS																			
1	1.A/C RELIANCE CAPITAL TRUSTE CO. LTD. 1/C	AAAT100908		1246133	0	1246133	0	4.85	0	0	0	0	0	0	0	0	0	0	0	1246133
2	RELIANCE	AAAT100908		584770	0	584770	0	2.28	0	0	0	0	0	0	0	0	0	0	0	584770
3	1. CRESTA FUND LTD	AAAC025834		913765	0	913765	0	3.55	0	0	0	0	0	0	0	0	0	0	0	913765
B	(a) INSURANCE COMPANIES																			
1	1. LIC OF INDIA PROFIT PLUS EQUITY FUND	AAAC108321		265584	0	265584	0	1.01	0	0	0	0	0	0	0	0	0	0	0	265584
B	1. ERODY CORPORATES			2421221	0	2421221	0	9.42	0	0	0	0	0	0	0	0	0	0	0	2421221
B	1. SBIASIAH INC.			5428273	0	5428273	0	21.11	0	0	0	0	0	0	0	0	0	0	0	5428273
	Total			5428273	0	5428273	0	21.11	0	0	0	0	0	0	0	0	0	0	0	3092522

